



Contributor: North Carolina Standard Course of Social Studies **Grade Level:** 5th

1. Identify the standards to be addressed:

Certain times and conditions can provide the opportunity for individuals to exhibit leadership that may change the course of history.

Individual leaders may shape the political, economic, and social development of a nation.

Collaborative action among citizens can determine the development of a nation.

2. Statement of the objective and lesson outcomes:

Summarize the contributions of the "Founding Fathers" to the development of our country.

Unpacking: What does this standard require a student to understand, know and be able to do?

3. Materials, resources, and technology to be used by teacher/students:

See lesson plan

4. Introduction of the topic:

Music has played an important role in the lives of people throughout history. When America was being settled by the colonist in the 1700s, music also played an important role in the lives of the people.

5. Procedure for instruction:

Choose any person shown on the video and draw a picture of what that person looked like.

Investigate the life of any person on the video and write a two-page report on their lives.

Choose any person shown on the video and make a timeline of their life. (minimum 10 Events)

Orally report on a brief history of flags and why it was important for the new United States to have its own.

Follow the attached handout to make a five-point star. Design a new flag for your family.

Choose any two people [shown in the video](#) and compare their lives. Write a two-page report or give a four-minute speech to your class.

Research Waightstill Avery.

Why was the local DAR named for him? What other names would be appropriate?

Read the first line of the Declaration of Independence. Restate it in your own words.

Molly Pitcher fought in the Battle of Monmouth.

Why was this battle fought and what happened?

Mount Vernon is still open for tours. Research what you would find there today.

Abigail Adams is a pioneer in two social issues. What are these issues? Are they still issues today?

Anna Strong was a part of the Culpepper Spy Ring. What was the spy ring and why is it called the basis of today's FBI?

Nancy Hart also played a role as a spy.

Research her activities during the Revolutionary War and write a one-page report or present your findings to the class.

Dolly Madison named three things she saved from the White House in the War of 1812. What are the three documents, and which one do you think was most important? Why?

Richard Woodhull was a hero in the Revolutionary War. Research his life and describe why he is considered a hero. What is your own definition of "hero"?

DIFFERENTIATED INSTRUCTION

Assign activities, based on student Interest and abilities. If the teacher desires, students may self-select. Activities may be modified as needed.

The teacher may also elect to assign an activity to a small group.

The video may be shown more than once or paused between each segment to discuss what has been presented.

The vocabulary list may also be modified to meet the needs of individual students.

For students online, all the above can be done with little or no modification.

6. Lesson closure:

See lesson plan.

7. Assessment of Understanding:

Individuals with shared values and principles can shape the development of a nation.

Individuals can affect political, economic, and social change in a democratic nation.

Underrepresented groups may struggle to receive political, economic, and social equality in a democratic nation.

LADIES FIRST AND ONE GENT

LESSON PLAN FOR FIFTH GRADE



LADIES FIRST AND ONE GENT

ESSENCIAL STANDARD:

5.H1 UNDER THE ROLE OF PROMINENT IN THE
SHAPING OF THE UNITED STATES.

CONCEPT(S): HISTORIAL FIGURES, FOUNDING
FATHERS,
DEMOCRACY, SOCIETY, LEADERSHIP,
COLLABORATION, RIGHTS.

Clarifying Objectives:

5.H.2 1 Summarize the contributions of the
"Founding Fathers" to the development of our country.

Unpacking: What does this standard require a
student to understand, know and be able to
do?

The student will understand:

1. Certain times and conditions can provide the opportunity for individuals to exhibit leadership that may change the course of history.
2. Individual leaders may shape the political, economic, and social development of a nation.

3. Choose any person shown on the video and make a timeline of their life. (minimum 10 Events)
4. Orally report on a brief history of flags and why it was important for the new United States to have its own.
5. Follow the attached handout to make a five-point star. Design a new flag for your family.
6. Choose any two people shown in the video and compare their lives. Write a two-page report or give a four-minute speech to your class.
7. Research Waightstill Avery. Why was the local DAR named for him? What other names would be appropriate?
8. Read the first line of the Declaration of Independence. Restate it in your own words.
9. Molly Pitcher fought in the Battle of Monmouth.
Why was this battle fought and what happened?
10. Mount Vernon is still open for tours. Research what you would find there today.
11. Abigail Adams is a pioneer in two social issues. What are these issues? Are they still issues today?

12. Anna Strong was a part of the Culpepper Spy Ring. What was the spy ring and why is it called the basis of today's FBI?
13. Nancy Hart also played a role as a spy. Research her activities during the Revolutionary War and write a one-page report or present your findings to the class.
14. Dolly Madison named three things she saved from the White House in the War of 1812. What are the three documents, and which one do you think was most important? Why?
15. Richard Woodhull was a hero in the Revolutionary War. Research his life and describe why he is considered a hero. What is your own definition of "hero"?

DIFFERENTIATED INSTRUCTION

1. Assign activities, based on student interest and abilities. If the teacher desires, students may self-select. Activities may be modified as needed.
2. The teacher may also elect to assign an activity to a small group.

The student will know:

1. The values and principles of democracy.
2. Key historical figures who played a role in the political, economic, and social development of the United States.
3. Individuals who helped to effect political, economic, and social for underrepresented groups are recognized for their efforts.

LESSON PLAN

Review with students' events of the late colonial period and highlight the events leading up to the Revolutionary War.

Introduction

Remind students that much of US History focuses on "Founding Fathers", many women also contributed to the war and shaped the future of the United States.

activities of vocabulary. They can even go to the old-fashioned way of using the dictionary or look up the meaning online.

Colonial era

Revolutionary War

Boston Tea Party

Valley Forge

Audacious

Apprenticeship

Whale boat

Pennant

Congress

Tory

Liberty Boys

Provincial

Chamise

Tricorn hat

ACTIVITIES


1. Choose any person shown on the video and draw a picture of what that person looked like.
2. Investigate the life of any person on the video and write a two-page report on their lives.

3. The video may be shown more than once or paused between each segment to discuss what has been presented.
4. The vocabulary list may also be modified to meet the needs of individual students.
5. For students online, all the above can be done with little or no modification.

Make a Five-Pointed “Betsy Ross” Star

While historians have not been able to gather any evidence that Betsy Ross was involved in sewing the first American flag; there is proof in the form of receipts that she did make flags for the Pennsylvania State Navy.

The story of her involvement with George Washington and the first flag comes from the story she told her grandson, William J. Canby, at the time of her death. Part of this story was presented to the Pennsylvania Historical Society in 1870. In the words of Mr. Canby, “In the drawing (of the flag) they (the stars) were made with six points. Mrs. Ross at once said that this was wrong; the stars should be five pointed; they were aware of that, but thought there would be some difficulty in making a five pointed star. “Nothing easier” was her prompt reply and folding a piece of paper in the proper manner, with one clip of her ready scissors she quickly displayed to their astonished vision the five pointed star; which accordingly took its place in the national standard.”



How did Betsy Ross make a five-pointed star in one snip of her scissors? This is one of several ways she may have done it. (Instructions courtesy of The Betsy Ross House, Philadelphia, Pennsylvania).

Make a Five-Pointed “Betsy Ross” Star

Materials: Paper (8½x11 inches), Scissors

Figure A.

Cut 1 inch off one of the end of the paper to make an 8½x10 inch sheet of paper.

Figure B.

Fold the paper in half.

Figure C.

Fold and unfold in both directions along the red and green dotted mid-lines of the paper. Open the paper back up and keep it folded in half as in Figure B; now the paper has perpendicular creases.

Figure A

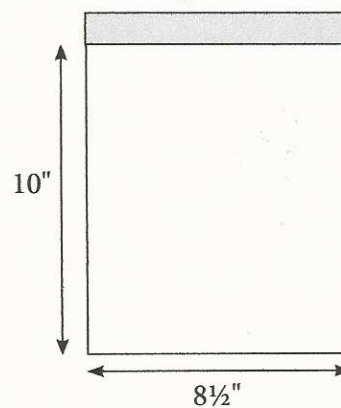


Figure B





Figure C



Make a Five-Pointed "Betsy Ross" Star

Figure D.

While folding from the top of the vertical center line (green dotted line), bring Corner 1 along the horizontal center line (red dotted line).

Figure E.

Bring Corner 1 left to meet the edge, then fold.

Figure F.

Bring Corner 2 left and fold at yellow edge.

Figure G.

Bring back Corner 2 until its top edge aligns with the yellow edge. Fold.

Figure H.

Bring the right edge XZ and the left edge XY together, crease and unfold. Bring point X down to point Z together, crease, and unfold. You will be left with crease marks indicated by the red dotted lines.

Figure I.

Cut from point Z through the intersection of the creases made in Figure H, along the solid green line in the illustration. The paper is thick and may be difficult for younger children to cut through. The yellow shaded area is the five-pointed star.

Figure D

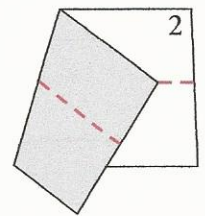
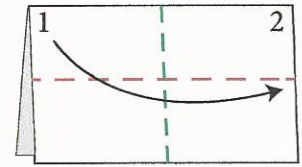


Figure E

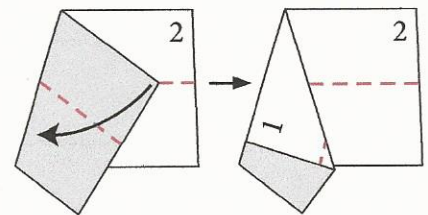


Figure F

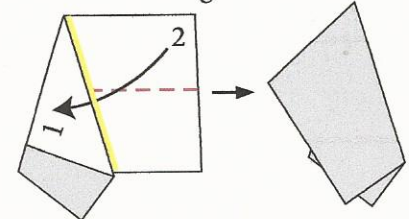


Figure G

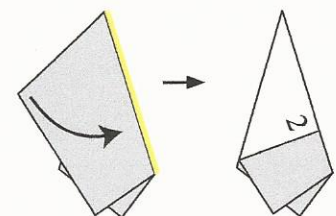


Figure I

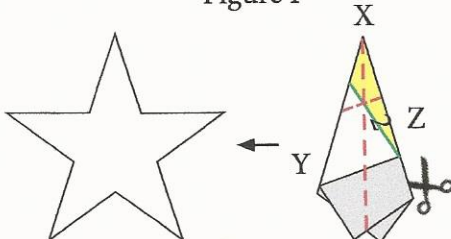


Figure H

