



NSDAR Educational Resources Committee

"Three Perfections"

Lesson Plan

Contributor: Jennifer Pera

Topic: World History

Grade Level: 7th Grade

Time Allocation: 3 days

COMMON CORE/ STATE STANDARDS:

- TN-S.S. 7.20 Describe the unification of China under the Tang Dynasty and reasons for the cultural diffusion of Buddhism
- TN-S.S. 7.22 Summarize the significance of the rapid agricultural, commercial, and technological development during the Song Dynasties.
- TN-S.S. 7.23 Trace the spread of Chinese technology to other parts of Asia, the Islamic world, and Europe including papermaking, wood-block printing, the compass and gunpowder.
- TN-S.S. 7.24 Describe and locate the Mongol conquest of China including Genghis Khan, Kublai Khan.
- TN-S.S. 7.25 Engage effectively in a collaborative discussion describing the development of the imperial state and the scholar-official class
- TN-S.S. 7.26 Draw evidence from informational texts to analyze the contributions made during the Ming Dynasty such as building projects, including the Forbidden City and the reconstruction of the Great Wall, isolationism, and sea voyages.

MOTIVATING STUDENTS:

Content Learning Goals and Objectives

- TLW show through completed assignment a mastery of the concept the student has chosen.

Goals and Expectations Related to Student Participation

- TLW be expected to actively participate in all class activities and discussions 100% of the time.
- TLW be expected to follow all given directions 100% of the time.

MATERIALS:

- PowerPoint [[download here](#)]
- Large white piece of construction paper [about the size of two pieces of 8x11 paper]
- Color pencils, pencils, crayons, markers, etc.
- Textbook
- Calligraphy pages [works cited in ppt]

Building on Previous Knowledge

- TLW use prior knowledge of standards 7.20, 7.22-7.26

Lesson Structure and Pacing:

1. Opener/Hook:

- a. How can a story be a piece of art? How can a piece of art tell a story? Did you know that handwriting can be a work of art AND tell a story?

2. TLW participate in an independent learning environment [Day 1].

- a. TLW review and discuss teacher PowerPoint
- b. TLW choose a topic for assignment
- c. TLW begin reviewing textbook and any available resources for assignment

3. TLW participate in an independent learning environment [Day 2].

- a. TLW finish Three Perfections Assignment

4. TLW participate in a presentation [Day 3].

- a. TLW present project to class

5. CLOSURE: Whole Group Assessment

- a. TTW ask the following questions:
 1. What do you think the purpose of this assignment was?
 2. Why do you think poetry was on the civil service exam?

ASSESSMENT EVIDENCE:

Formative Assessments:

- Observations during independent work.
 - TTW will monitor the students' progress to check for understanding, make sure they are on track, and participating.
- Opening/Closing questions and observing discussion in process to ensure they understand the importance of citing evidence to support claims
- Monitoring class and listening for what responses were majority throughout the classes

Summative Assessments:

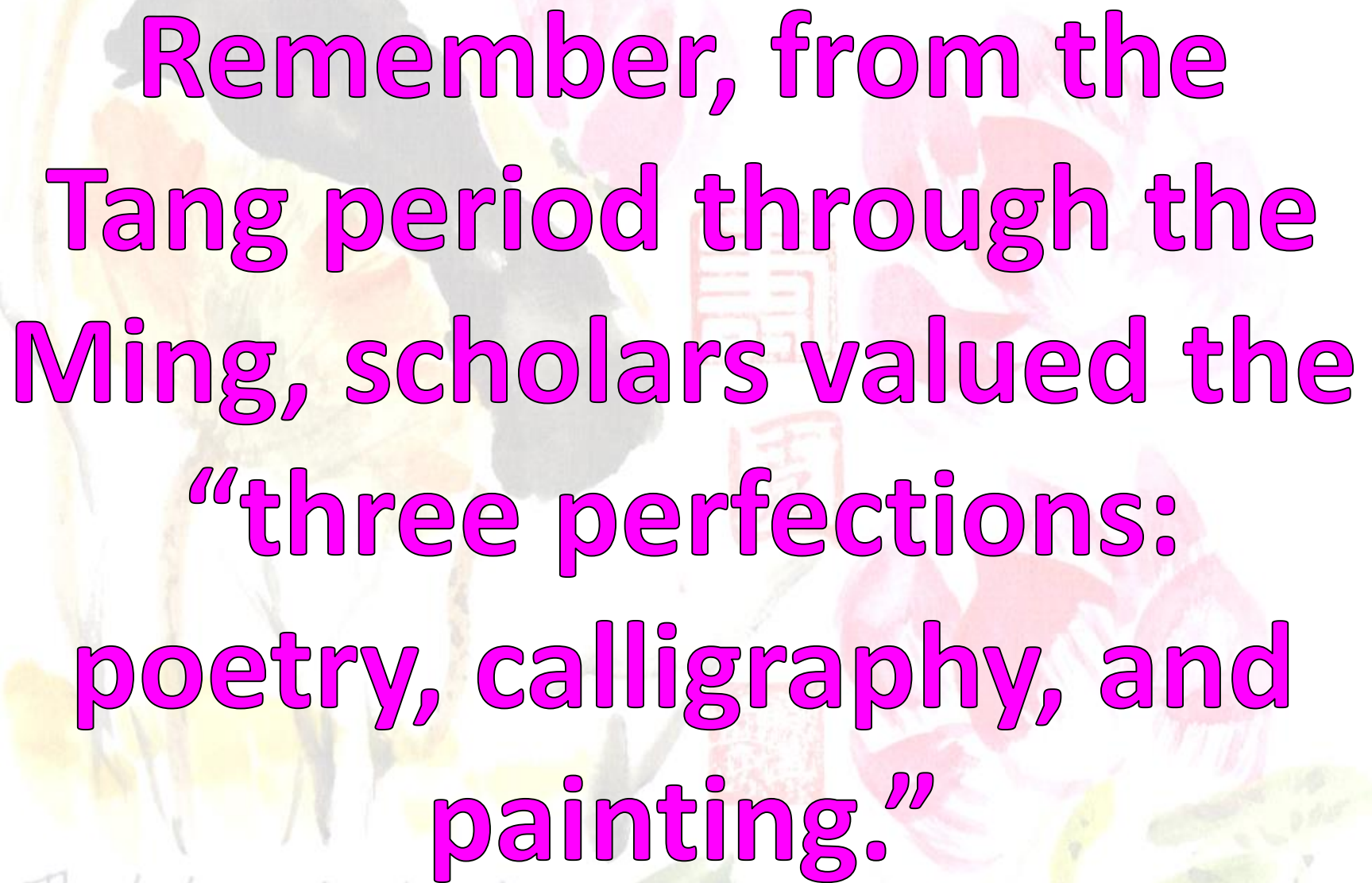
- Info will be on chapter test
- Info will be on 9 weeks test
- Info will be on semester exam
- Info will be on TN state test



Chinese
Three
Perfections
Assignment

The lotus in bud.

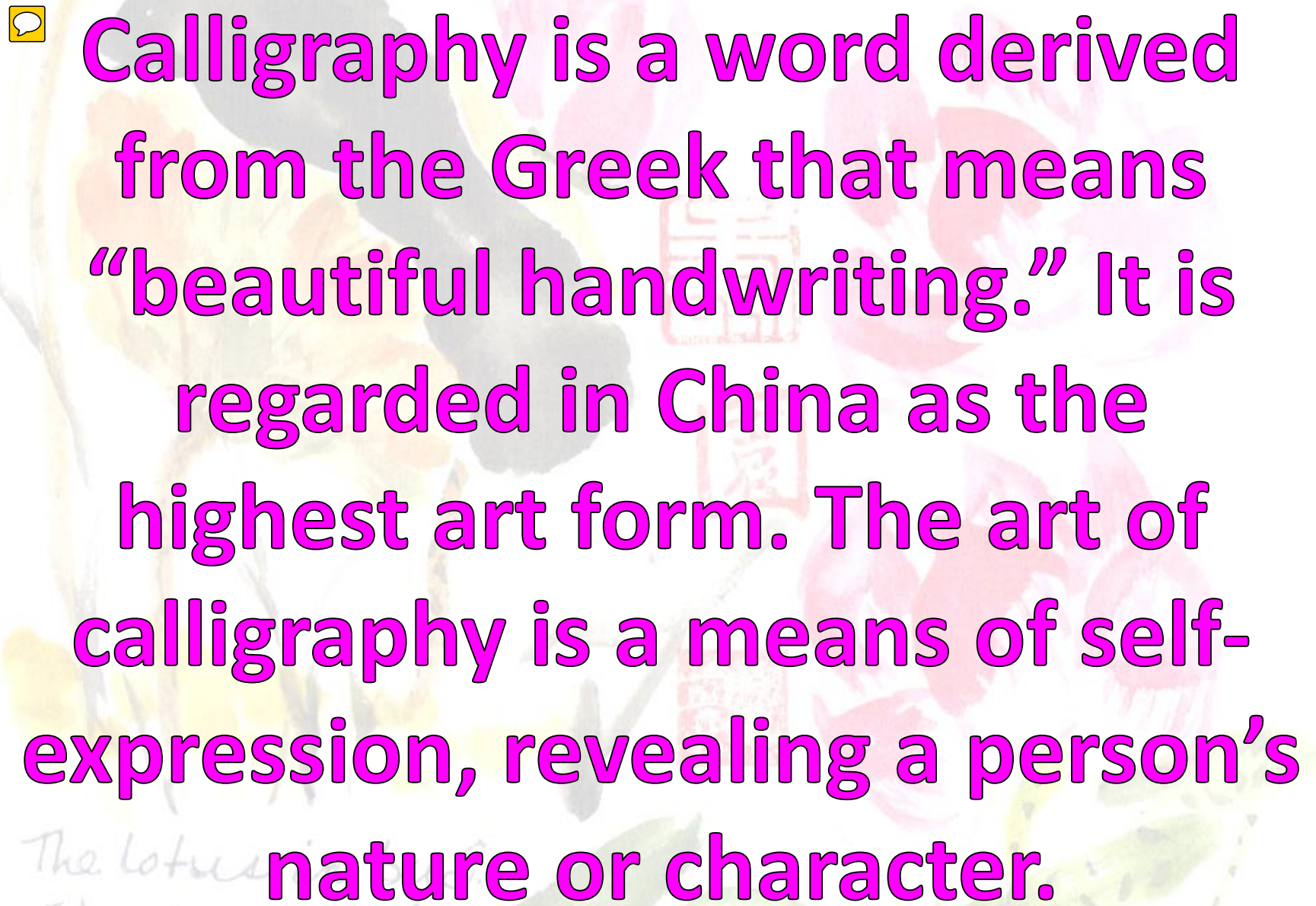
It opens; petals
will fall and return to earth.



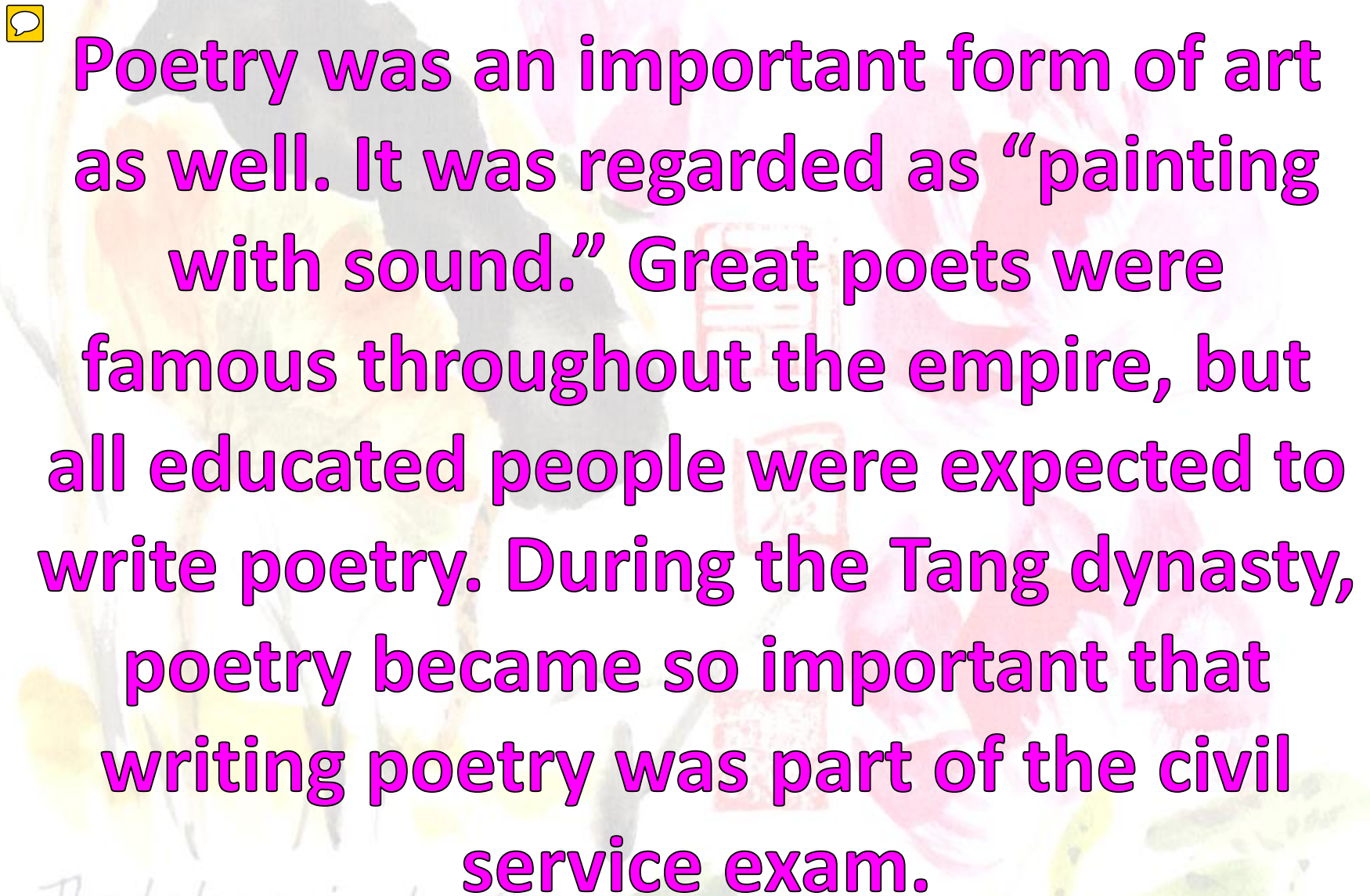
Remember, from the
Tang period through the
Ming, scholars valued the
“three perfections:
poetry, calligraphy, and
painting.”

The lotus in bud.

*It opens; petals
will fall and return to earth.*

- 
- Calligraphy is a word derived from the Greek that means “beautiful handwriting.” It is regarded in China as the highest art form. The art of calligraphy is a means of self-expression, revealing a person’s nature or character.

*The lotus
It opens; petals
will fall and return to earth.*

- 
- The background features a traditional Chinese ink wash painting. On the left, a person is shown in profile, writing calligraphy on a scroll. To the right, a large, vibrant lotus flower is in full bloom, with several red petals and green leaves. The overall style is soft and artistic.
- Poetry was an important form of art as well. It was regarded as “painting with sound.” Great poets were famous throughout the empire, but all educated people were expected to write poetry. During the Tang dynasty, poetry became so important that writing poetry was part of the civil service exam.

The lotus in bud.

*It opens; petals
will fall and return to earth.*




Painting was regarded as “silent poetry.” It was often inspired by poetry and combined with calligraphy.

Many paintings were landscapes that featured mountains, homes, birds, trees, and water.

The lotus in bud.

*It opens; what
will fall and return to earth.*

Stephen D. Allee, the Smithsonian's  associate curator for Chinese painting and calligraphy explains, *"If, for example, four artists went on a trip together, one might paint a landscape and the others respond to it with poems. 'There is an interrelationship between the image and the poem. The inscription tells you the history of the trip.' The poems would make the landscape come alive."*

Example of a Three Perfections Piece



[Untitled Poem Inscribed on a Painting by Himself]

Shen CHou

**White clouds like a scarf enfold the mountain's waist;
stone steps hang in space-a long, narrow path.**

**Alone, leaning on my cane, I gaze intently at the scene,
and feel like answering the murmuring brook
with the music of my flute.**



The lotus in bud.
It opens; petals
will fall and return to earth.



Today you will
create your own
Three Perfections
work of art.

The lotus in bud.

It opens; petals
will fall and return to earth.




Your Three
perfections will Tell
The story of an
important concept
from China in the
Middle Ages.

The lotus in bud.

It opens; petals

will fall and return to earth.

You may choose one of the following Topics:

- Reunification of China under the Tang Dynasty 
- Reasons of cultural diffusion of Buddhism
- ONE important example of agricultural, commercial, OR technological development during the Song dynasty
- Rise of the scholar-official class
- Spread of Chinese technology to other parts of Asia, the Islamic world, and Europe [choose one form of technology]: papermaking, woodblock printing, compass, and gunpowder
- Mongol conquest of China
- One Ming contribution that affected China: Forbidden City, Reconstruction of the Great Wall, isolationism, or sea voyages

will fall and return to earth.

1. After you have chosen your topic, you must write a poem explaining your topic.

- Think about how your topic made an impact on China, why is it important, the effect on the modern world, etc.
- Your poem must be written using “calligraphy.” I have examples for you to use.
- Your poem must be at least 5 lines.

2. You will need to “paint” a picture that relates to your poem.

- Your poem “tells the story” of your painting.

3. Your assignment is ONE piece of art. The poem and painting must be done on the same piece of paper on the same side 😊



- Painting **30 pts**
- Poem is 5 lines or more **5 pts**
- Poem demonstrates how the topic chosen relates/affected China **30 pts**
- Poem is in cursive **35 pts**

Works Cited:

- <https://www.ngv.vic.gov.au/essay/three-perfections-poetry-calligraphy-and-painting-in-chinese-art/>
- <https://www.ngv.vic.gov.au/exhibition/three-perfections/>
- <https://poeticpossibilities.wordpress.com/2012/02/01/the-three-perfections-chinese-painting-poetry-and-calligraphy/> (background picture)
- https://www.clevelandart.org/sites/default/files/documents/lesson-plans/cma_lesson_a0_3perfections.pdf
- http://www.ducksters.com/history/china/chinese_art.php
- <https://www.smithsonianmag.com/smithsonian-institution/when-painting-also-poetry-180959163/>
- http://poetrychina.net/wp/calligraphy-painting/poems_with_paintings/4

Sites for Calligraphy Examples:

- http://www.doodlecraftblog.com/2014/11/how-to-fake-script-calligraphy.html?utm_source=feedburner&m=1
- <http://www.freeprintableonline.com/printables/lesson-plans/classroom-lessons/cursive-alphabet-worksheet>

Cursive Alphabet

Aa Bb Cc Dd Ee

Ff Gg Hh Ii

Jj Kk Ll Mm

Nn Oo Pp Qq

Rr Ss Tt Uu

Vv Ww Xx

Yy Zz

Aa Bb Cc Dd Ee

Ff Gg Hh Ii Jj Kk

Ll Mm Nn Oo Pp

Qq Rr Ss Tt Uu

Vv Ww Xx Yy Zz